

General Information

Urbanized Area (UZA) Statistics - 2010 Census

Bangor, ME
43 Square Miles
61,210 Population
441 Pop. Rank out of 498 UZAs

Other UZAs Served

0 Maine Non-UZA

Service Area Statistics

29 Square Miles
55,500 Population

Service Consumption

875,807 Annual Unlinked Trips (UPT)

Service Supplied

605,083 Annual Vehicle Revenue Miles (VRM)
46,893 Annual Vehicle Revenue Hours (VRH)

Database Information

NTDID: 10096

Reporter Type: Reduced Reporter

Financial Information

Sources of Operating Funds Expended

Fare Revenues	\$721,971	24.0%
Local Funds	\$1,061,279	35.2%
State Funds	\$101,108	3.4%
Federal Assistance	\$1,033,501	34.3%
Other Funds	\$93,816	3.1%

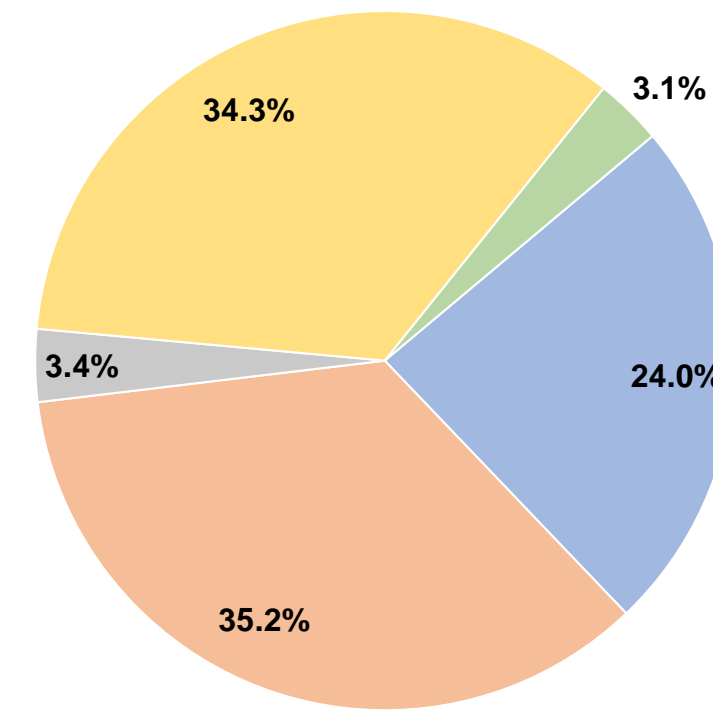
Total Operating Funds Expended \$3,011,675 100.0%

Sources of Capital Funds Expended

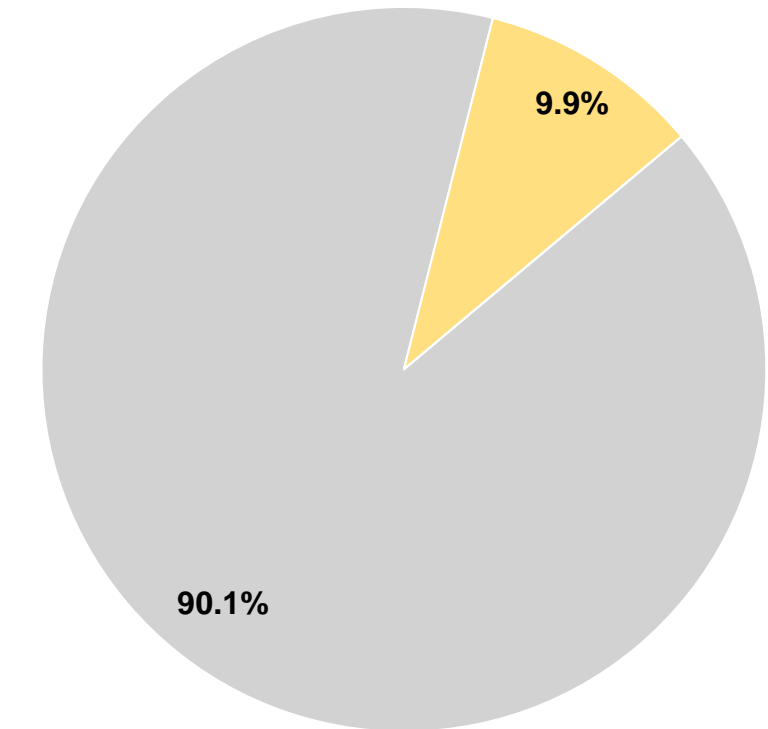
Fare Revenues	\$0	0.0%
Local Funds	\$0	0.0%
State Funds	\$99,998	90.1%
Federal Assistance	\$11,034	9.9%
Other Funds	\$0	0.0%

Total Capital Funds Expended \$111,032 100.0%

Operating Funding Sources



Capital Funding Sources



Modal Characteristics

Operation Characteristics

Vehicles Operated at Maximum Service

Mode	Directly Operated	Purchased Transportation	Operating Expenses	Fare Revenues	Uses of Capital Funds	Annual Unlinked Trips	Annual Vehicle Revenue Miles	Annual Vehicle Revenue Hours	Average Fleet Age in Years ^a
Bus	14	-	\$2,683,535	\$721,971	\$111,032	875,807	605,083	46,893	11.6
Total	14	-	\$2,683,535	\$721,971	\$111,032	875,807	605,083	46,893	

Performance Measures

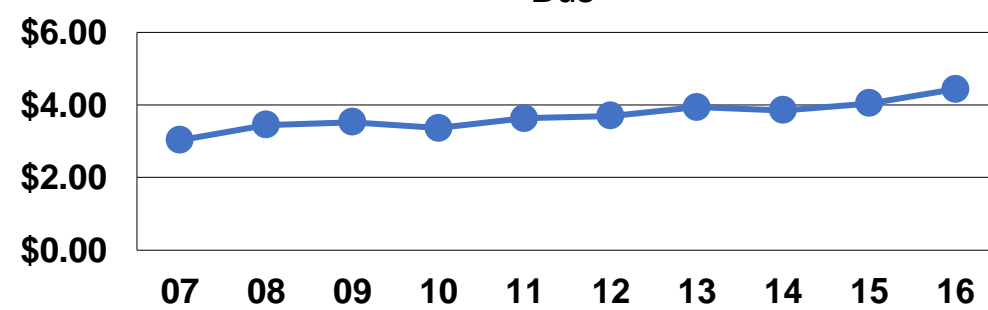
Service Efficiency

Mode	Operating Expenses per Vehicle Revenue Mile	Operating Expenses per Vehicle Revenue Hour
Bus	\$4.44	\$57.23
Total	\$4.43	\$57.23

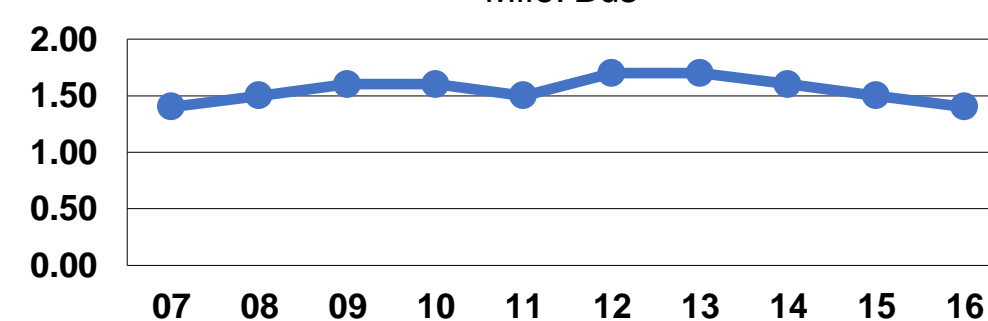
Service Effectiveness

Mode	Operating Expenses per Unlinked Passenger Trip	Unlinked Trips per Vehicle Revenue Mile	Unlinked Trips per Vehicle Revenue Hour
Bus	\$3.06	1.5	18.7
Total	\$3.06	1.4	18.7

Operating Expense per Vehicle Revenue Mile: Bus



Unlinked Passenger Trips per Vehicle Revenue Mile: Bus



Notes:

^aDemand Response - Taxi (DT) and non-dedicated fleets do not report fleet age data.

*This agency has a purchased transportation relationship in which they buy service from Penquis Community Action Program (NTDID: 10134), and in which the data are captured in another report for mode DR/PT.